



Code Compliance Research Report CCRR-0111

Issue Date: 12-09-2016
Renewal Date: 12-08-2017

Valued Quality. Delivered.

DIVISION: 06 - WOOD, PLASTICS, AND COMPOSITES

Section: 06 50 00 – Structural Plastics

Section: 06 63 00 – Plastic Railings

MISSOURI VINYL PRODUCTS, LLC

10887 North Service Road

Bourbon, Missouri 65441

(573) 860-7600

www.movinyl.com

REPORT SUBJECT:

Missouri Vinyl Products, LLC

Vinyl Guardrail Systems

Models: Americana, Victoria, and Contempra

1.0 SCOPE OF EVALUATION

1.1. This research report addresses compliance with the following Codes:

- 2012 International Building Code® (IBC)
- 2012 International Residential Code® (IRC)

1.2. Missouri Vinyl Products, LLC Americana, Victoria and Contempra Railing Systems have been evaluated for the following properties:

- Structural Performance
- Durability
- Surface Burning

1.3. Missouri Vinyl Products, LLC Americana, Victoria and Contempra Railing Systems have been evaluated for the following uses:

- Railing Systems are guards under the definitions of the referenced codes. They are intended for use at or near the open sides of elevated walking areas of buildings and walkways as required by the codes.

2.0 STATEMENT OF COMPLIANCE

2.1. Missouri Vinyl Americana, Victoria and Contempra Railing Systems complies with the Codes listed in Section 1.1, for the properties stated in Section 1.2 and uses stated in Section 1.3, when installed as described in this report, including the Conditions of Use stated in section 6.0.

3.0 DESCRIPTION

3.1. Level guards with rail lengths up to 10 feet (120-inches) in length and a maximum installed height of 42-inches. See Table 1.

3.2. Railings are an assemblage of extruded and molded components utilizing white Poly Vinyl Chloride (PVC) material and aluminum reinforcements. These systems consist of the following components:

3.2.1. The top PVC rail is the “ALZAR” profile having overall dimensions of 3.50” wide by 3.50” tall. The bottom PVC rail is a rectangular profile 3.5” tall by 2.0” wide.

3.2.2. PVC Balusters in the Americana system are extruded .080” thick in the form of a 1.50” square picket, the Victoria systems are molded .08” thick PVC in the form of a turned spindle with 1.50” square ends.

3.2.3. Balusters in the Contempra system are 0.75” diameter, 6063-T6 aluminum tube balusters. These balusters are available in several colors. See Table 2 for a list of baluster styles.

3.2.4. Full length extruded aluminum inserts provides reinforcement for both the top and bottom rails of the referenced railing systems. (See Table 1).

3.2.5. Top and bottom rails are attached to conventional 4x4 wood posts. The top attachment is made utilizing an “ALZAR” style straight PVC molded bracket. The bottom rail attachment is made utilizing a 2” X 3.5” straight PVC molded bracket.

3.2.6. A non-structural PVC post sleeve can be provided as a cladding over conventional 4x4 wood posts

4.0 PERFORMANCE CHARACTERISTICS

4.1. Missouri Vinyl Guardrail Systems described in this report have demonstrated the capacity to resist the design loadings specified in Chapter 16 of the IBC, and Section R301 of IRC, when tested in accordance with ICC-ES AC174.



130 Derry Court • York, PA 17406

www.intertek.com/building/



4.2. Structural performance has been demonstrated for a temperature range from -20°F to 125°F.

4.3. Materials used are deemed equivalent to preservative treated or naturally durable wood for resistance to weathering effects, decay, and attack from termites.

4.4. The PVC materials used have a flame spread index not exceeding 200 when tested according to ASTM E84.

5.0 INSTALLATION

Missouri Vinyl Products, LLC Americana, Victoria and Contempra Railing Systems must be installed in accordance with the manufacturer's published installation instructions, the applicable Code and this Research Report. A copy of the manufacturer's instructions must be available on the jobsite during installation.

5.1. Level Guard assemblies consist of top and bottom rails with pre-routed holes to receive balusters. Full length aluminum railing reinforcements are inserted in the rails during assembly as specified for the type and length of railing (See Table 1).

5.2. Top and bottom rail brackets are attached to the posts and rails with stainless steel screws in accordance with the fastening schedule shown in Table 3.

5.3. The wood in the supporting structure shall have a specific gravity of 0.50 or greater (Southern Yellow Pine or better) and a minimum thickness to allow full penetration of the bracket mounting screws.

5.4. Compatibility of fasteners and other installation hardware with the supporting construction including treated wood is not within the scope of this report.

6.0 CONDITIONS OF USE

6.1. Installation must comply with this Research Report, the manufacturer's published installation instructions and the applicable Code. In the event of a conflict, this report governs.

6.2. Guards recognized in this report and regulated by the IBC or IRC are limited to exterior use in all construction types where wood is permitted in accordance with Section 1406.3 of the IBC and in One- and Two-Family Dwellings regulated by the IRC. See Table 1 for Use Groups.

6.3. Conventional wood supports for guards are not within the scope of this report and are subject to evaluation and approval by the building official. Supports must satisfy the design load requirements specified in Chapter 16 of the IBC and must provide suitable material for anchorage of the rail brackets. Where required by the building official, engineering calculations and details shall be provided.

6.4. Compatibility of fasteners and other metallic components with the supporting structure, including chemically treated wood, is not within the scope of this report.

6.5. The use of PVC post sleeves other than the hollow non-structural slipover sleeves provided by manufacturer are outside the scope of this report.

6.6. *Missouri Vinyl Products, LLC* Railing Systems are manufactured in Bourbon, Missouri in accordance with the manufacturer's approved quality control system with inspections by Intertek-ATI (IAS - AA-676).

7.0 SUPPORTING EVIDENCE

7.1. Drawings and installation instructions submitted by the manufacturer.

7.2. The reports of testing and engineering analysis demonstrating compliance with the performance requirements of ICC-ES Acceptance Criteria for Deck Board Span ratings and Guardrail Systems (Guards and Handrails), AC174 revised December 2014 and ASTM D 7032-08, Standard Specification for Establishing Performance Ratings for Wood-Plastic Composite Deck Boards and Guardrail Systems (Guards or Handrails). Intertek Listing Report "[Name of listing report]", on the Listed Product and Code Compliance Directory.

7.3. A quality control manual that is in accordance with the ICC-ES AC10, dated June 2014. "Acceptance Criteria for Quality Documentation."

8.0 IDENTIFICATION

The guard assemblies produced by *Missouri Vinyl Products, LLC* identified in this report, shall be identified with labeling on the individual components or the packaging that includes the name and/or trademark of the manufacturer, the identifying mark of the independent inspection agency, Intertek, (IAS - AA-676), the Intertek Code Compliance Research Report mark and Number (CCRR-0111), the phrase "For Use

in One and Two Family Dwellings Only,” and the following statement: “See CCRR-0111 at whdirectory.intertek.com for uses and performance levels”.



9.0 OTHER CODES

This section is not applicable.

10.0 CODE COMPLIANCE RESEARCH REPORT USE

10.1. Approval of building products and/or materials can only be granted by a building official having legal authority in the specific jurisdiction where approval is sought.

10.2. Code Compliance Research Reports shall not be used in any manner that implies an endorsement of the product by Intertek.

10.3. Reference to the Intertek website address: whdirectory.intertek.com is recommended to ascertain the current version and status of this report.

This Code Compliance Research Report (“Report”) is for the exclusive use of Intertek’s Client and is provided pursuant to the agreement between Intertek and its Client. Intertek’s responsibility and liability are limited to the terms and conditions of the agreement. Intertek assumes no liability to any party, other than to the Client in accordance with the agreement, for any loss, expense or damage occasioned by the use of this Report. Only the Client is authorized to permit copying or distribution of this Report and then only in its entirety, and the Client shall not use the Report in a misleading manner. Client further agrees and understands that reliance upon the Report is limited to the representations made therein. The Report is not an endorsement or recommendation for use of the subject and/or product described herein. This Report is not the Intertek Listing Report covering the subject product and utilized for Intertek Certification and this Report does not represent authorization for the use of any Intertek certification marks. Any use of the Intertek name or one of its marks for the sale or advertisement of the tested material, product or service must first be approved in writing by Intertek.

TABLE 1 - OCCUPANCY CLASSIFICATION

Guardrail System	Dimensions ¹	Guardrail Type	Baluster	Code Occupancy Classification
<i>Americana</i>	8 ft by 42 in	Level / In-Line Application	1-1/2 in square PVC picket	IBC – All Use Group
<i>Contempra</i>			3/4 in diameter aluminum tube	
<i>Victoria</i>			1-1/2 in square-ended, thermoformed PVC spindle (Series 3150)	
<i>Americana</i>	10 ft by 42 in		1-1/2 in square PVC picket	IRC – One and Two Family Dwellings
<i>Contempra</i>			3/4 in diameter aluminum tube	
<i>Victoria</i>			1-1/2 in square-ended, thermoformed PVC spindle (Series 3150)	

¹ Dimensions are rail length (ft.) clear distance between supports by overall installed height, walking surface to top of top rail.

TABLE 2 - BALUSTER DESCRIPTIONS

<i>Missouri Vinyl Products, LLC Railing System</i>	Baluster Style
<i>Americana</i>	White, 1-1/2" Straight Picket, extruded PVC
<i>Victoria</i>	White, 1-1/2" Spindle, molded PVC
<i>Contempra</i>	0.75" diameter, 6063-T6 aluminum tubing with colored finish

TABLE 3 - RAIL/BRACKET FASTENING SCHEDULE

Rail – Bracket Combination	Bracket to Post	Rail to Bracket
<i>ALZAR</i> Straight Bracket	Six (6) #10 x 1-1/2" Stainless Steel Screws	One (1) #10 by 1.25" SST self tapping screw installed vertically through the rail and bracket. Two (2) #10 by .75" SST self tapping screws installed horizontally through each side of the rail and bracket.
2" x 3-1/2" Straight Rail Bracket	Four (4) #10 x 1-1/2" Stainless Steel Screws	One (1) #10 by 1.25" SST self tapping screw installed vertically through the rail and bracket. Two (2) #10 by .75" SST self tapping screws installed horizontally through each side of the rail and bracket.

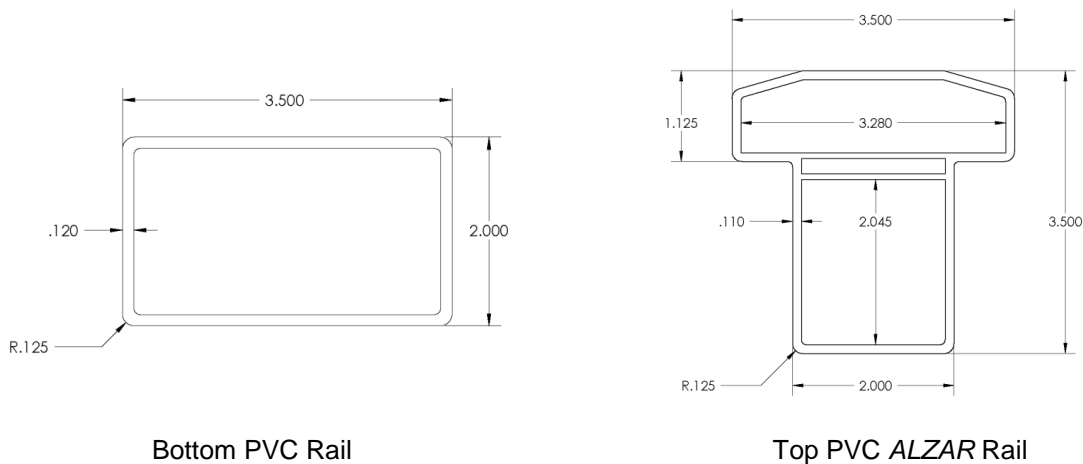


FIGURE 1 – RAIL PROFILES
Americana, Victoria and Contempra

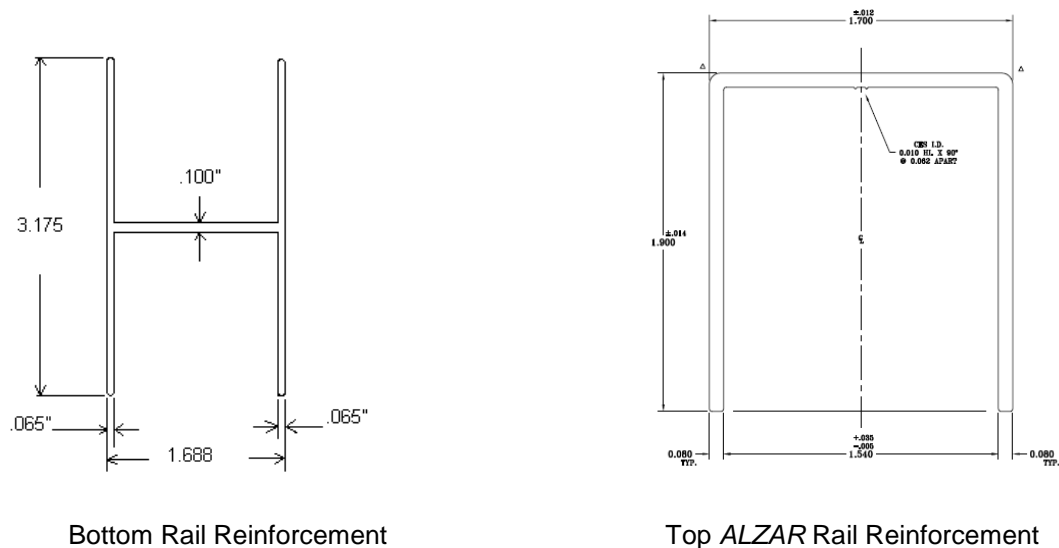


FIGURE 2 – ALUMINUM REINFORCEMENT COMPONENTS
Americana, Victoria and Contempra



Straight Rail Bracket Applicable to Bottom Rail

ALZAR Straight Bracket Applicable to Top Rail

FIGURE 3 – ATTACHMENT BRACKETS

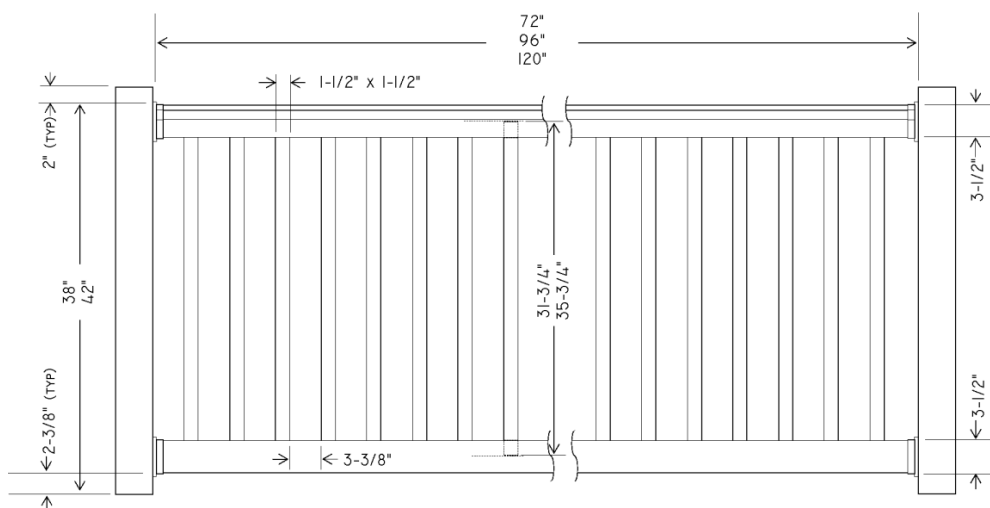


FIGURE 4 - TYPICAL RAIL ASSEMBLY - AMERICANA SERIES

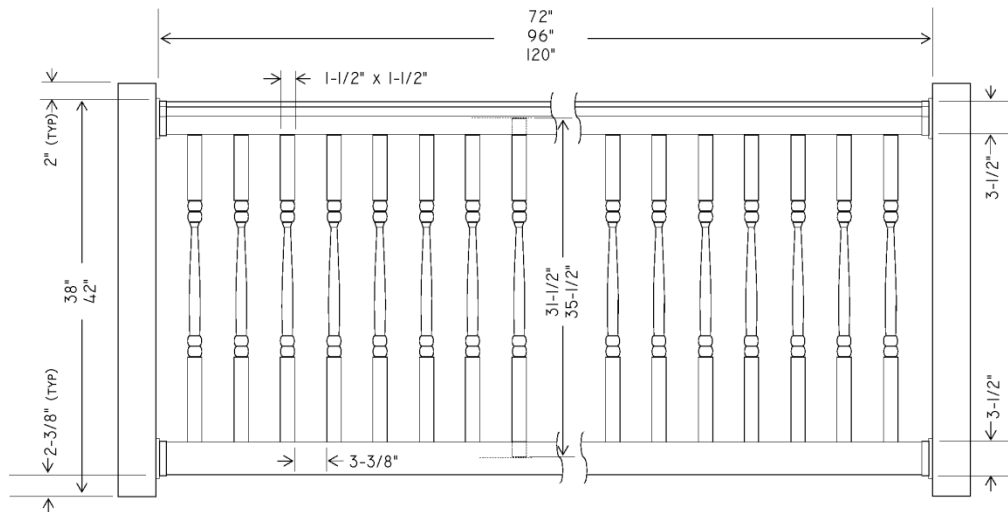


FIGURE 5 – TYPICAL RAIL ASSEMBLY - VICTORIA SERIES

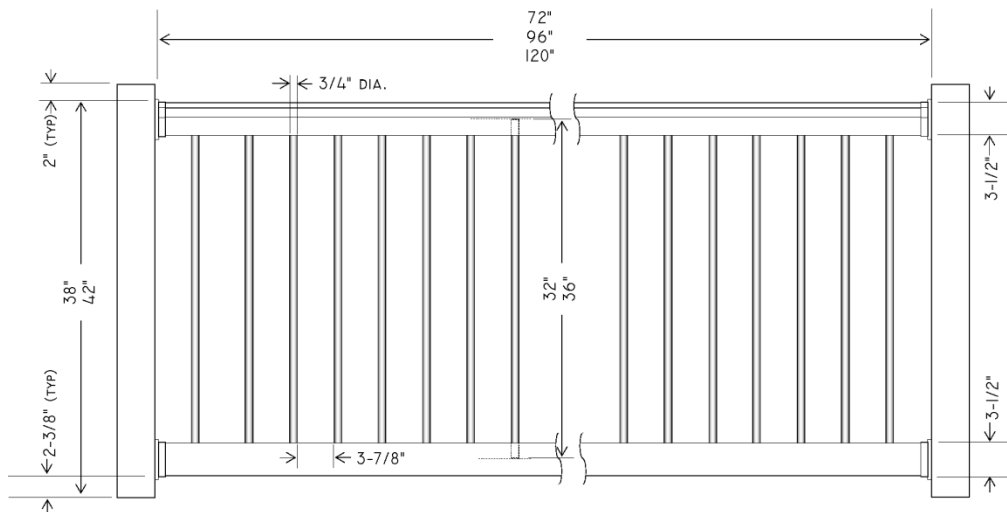


FIGURE 6 - TYPICAL RAIL ASSEMBLIES – CONTEMPRA SERIES